

EINBAUANLEITUNG


VAG 1.2 TFSI

The product described in the guidance was developed, manufactured and controlled considering the necessary safety requirements. The product must be appropriately inserted around dangers for persons and things to exclude and a perfect mode to ensure. Here to have it the fitting instruction including the safety references carefully to read.

Control before the installation of the chiptuning box the completeness of the party belonging to the scope of supply.

Scope of supply:

Quantaty	Description
1x	Chiptuning Box
1x	Cable loom
1x	Jumper plug 24polig
1x	Cabel straps




1. Turn the ignition off before installation
2. Take of the ignition-key!
3. Close and lock all doors!
4. Do not open any door while installing the box!
5. Wait for 5 minutes before beginning the installation



In order to avoid damages at electronic vehicle components, do anything for electrostatic unloading. install electronics in a place which is absolutely waterproof and vibrationproof. Do not make any change to the tuningkit (e.g. Extending or shortening of the wiring harness)

EINBAUANLEITUNG

VAG 1.2 TFSI



Overview:

Die Chiptuning Box wird an folgende Punkte angeschlossen:

- **Inlet manifold pressure sensor**(Seite 3)
- **Boost pressure sensor** (Seite 3)
- **Cam shaft sensor** (Seite 4)

Required tools:

- **none**

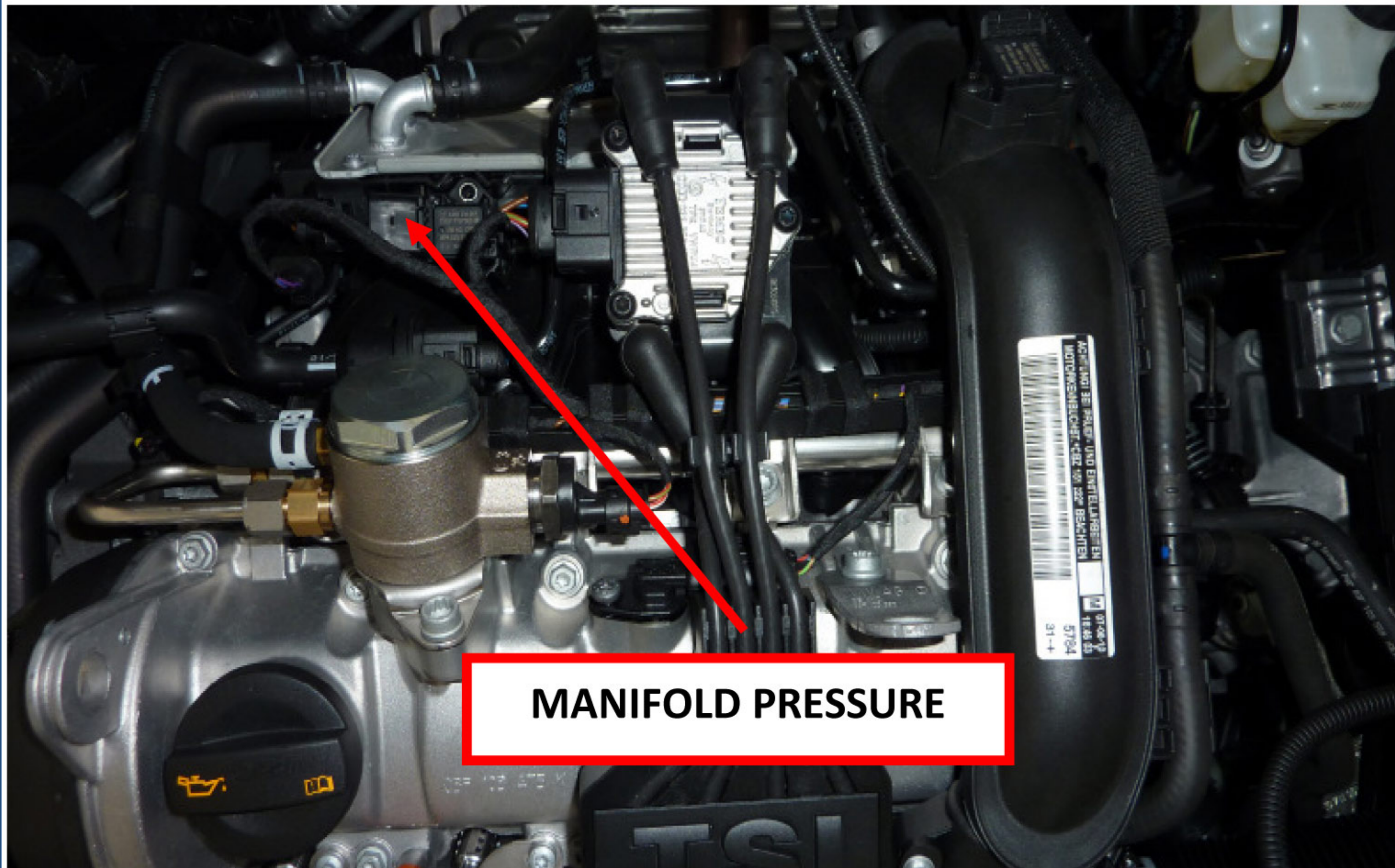
Preperation:

- install the individual strands of the cable loom to the associated plug connectors
- Preposition the necessary tools (if needed)
- Preposition the mounting material

EINBAUANLEITUNG


VAG 1.2 TFSI

Connect to manifold pressure



- Unplug the manifold-pressure plug .
- put the plug of the new harness into the manifold pressure sensor
- than connect the original manifold pressure plug to the new harness

Connect to boost pressure sensor




- Unplug the boost pressure plug.
- put the plug of the new harness into the boost pressure sensor.
- than connect the original boost pressure plug to the new harness.

EINBAUANLEITUNG

VAG 1.2 TFSI

Connect to cam shaft sensor

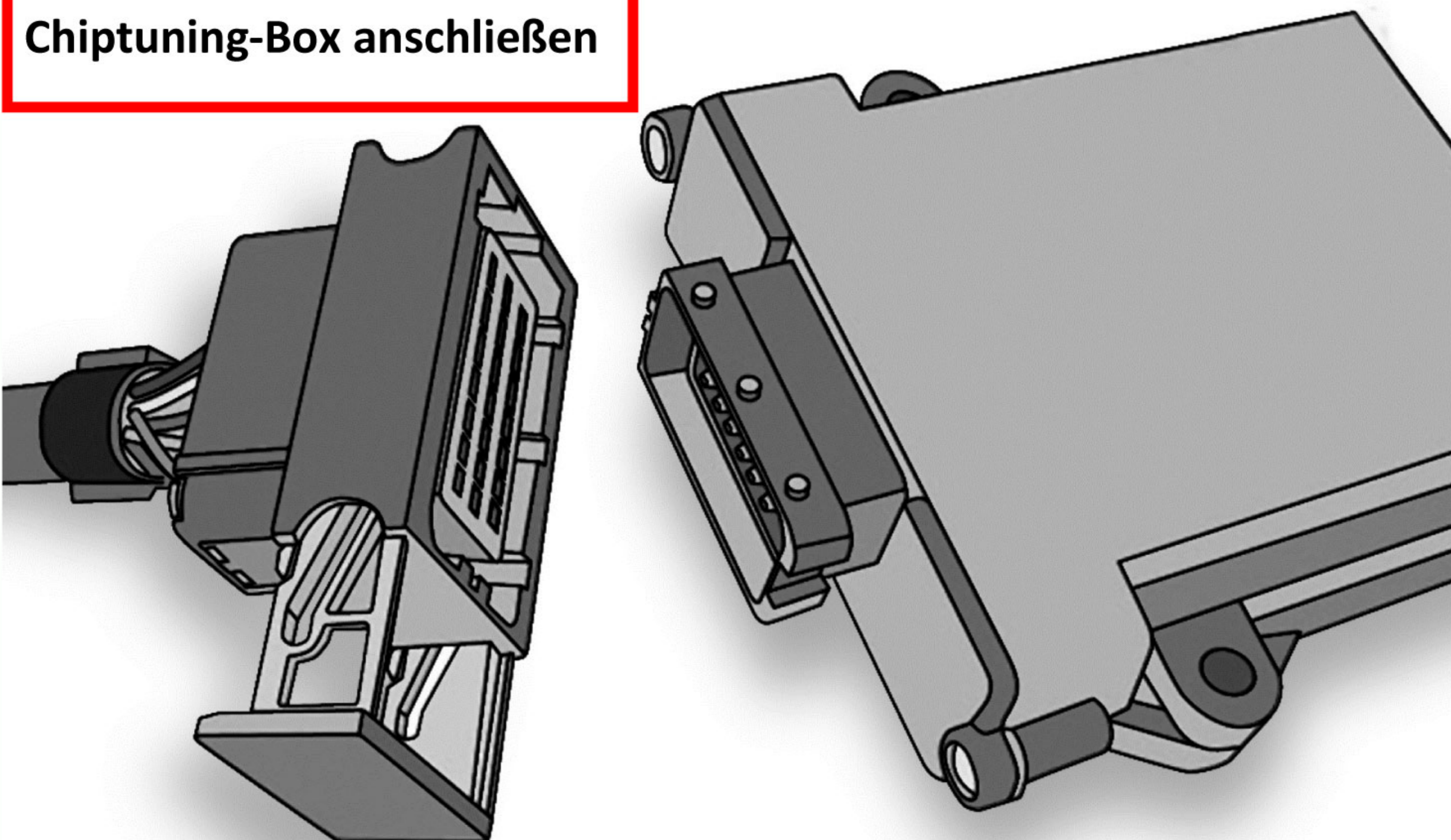
CAM SHAFT SENSOR



- Unplug the cam shaft plug .
- put the plug of the new harness into the cam shaft sensor
- than connect the original cam shaft plug to the new harness

Install the chiptuning box

Chiptuning-Box anschließen



- install the harness to a suitable location.
- the plugs have to snap in to guarantee a save connection
- fix the calbe with cable straps
- Finally connect the chip-tuning-box with the news cable loom